



* Please Note: French Doors incorporate a 10 point high security locking system



TOTAL 70 CHAMFERED & SCULPTURED

- ◆ 28mm Single Leg Bead, Sculptured or Flat
- ◆ Low threshold options, 15mm aluminium for wheelchair access (compliant with Part M), 23mm aluminium and 52mm low plastic threshold
- ◆ Pre-inserted black low-line gaskets throughout
- ◆ Screw on drip bar - Chamfered
- ◆ 7 standard colours available on Total 70 C - including On White options
- ◆ 9 standard colours on Total 70 S - including On White options



SYSTEM 10 & RUSTIQUE

- ◆ 28mm Single Leg Bead, Sculptured or Flat
- ◆ Low threshold options, 15mm aluminium for wheelchair access (compliant with Part M), 26mm aluminium, 56mm low plastic threshold or 70mm step
- ◆ Sculptured dedicated French door mullion - with end caps
- ◆ All systems have co-extruded black low-line gaskets throughout
- ◆ Screw on drip bar - Chamfered (System 10), Decorative (Rustique)
- ◆ 5 standard colours available on Rustique, 5 on System 10 - including On White options



EUROLOGIK 70 - CHAMFERED & SCULPTURED

- ◆ 28mm Single Leg Bead, Sculptured or Flat
- ◆ Low threshold options, 25mm aluminium for wheelchair access (compliant with Part M) or 60mm low plastic threshold.
- ◆ All systems have co-extruded black low-line gaskets throughout
- ◆ Screw on drip bar - Chamfered
- ◆ 9 standard colours available on Logik Sculptured - including On White
- ◆ 7 standard colours available on Logik Chamfered - including On White

Colour Options - All suites



White Golden Oak Rosewood Mahogany

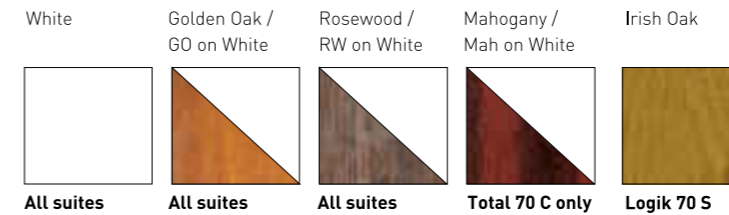
White/Golden Oak and White/Rosewood also available for all suites.

White/Mahogany available for Total 70 C

Rehau Total 70 C only



In addition to the standard colour range, we also offer a wide range of special colours on a 5 day lead time. A wider range is available on an extended lead time.



All suites All suites All suites Total 70 C only Logik 70 S



Logik 70 S/C Total 70 S Logik 70 S Total 70 S Logik 70S Total 70 S Logik 70 C Total 70 S



Cylinder guard 6 pin anti-drill barrel

All doors are fully reinforced and incorporate lasercut steel with a one piece keep. Letterboxes are optional and available in Gold, White, Black, Chrome and Brushed Silver.


High-impact one piece keep to all doors 8 point high security locking system, 10 on French Doors



The Ultion - TS007 3 star cylinder, with Sold Secure Diamond is available as an upgrade on all Polyframe doors.



Door Handles



3D "Double Knuckle" flag hinges

REAR DOORS

Polyframe can supply a wide range of rear doors. Plain, with midrail or with midrail and mullion. With glass or with panels. A stable door option is also available.



Vertical Sliding Windows, that are a feature of many of the UK's distinguished older properties and other buildings, have not been easy to replace when they fall into a state of uneconomic repair.

Specifying a like for like replacement, especially in a sensitive area, leaves many architects and specifiers at a loss to find something of the right caliber. Indeed, many are averse to selecting anything other than timber because of the fear of not being able to find designs that capture the aesthetic appeal of the originals in any other material.

KEY FEATURES

- ◆ Horn detail gives appearance of traditional timber sashes
- ◆ Deep or Slim Bottom Rail: with mortise and tenon appearance to key sash joints
- ◆ Sculptured Astragal bars: authentic internal and external bar widths and styling replicates the dimensions of the original window
- ◆ Tilt Facility: upper and lower sashes tilt inwards for ease of cleaning
- ◆ Full range of styles and sizes
- ◆ Traditional front to back dimensions
- ◆ Manufactured with Spectus profiles



Authentic Horn Detail




Traditional hardware



Deep bottom rail

Colour Options



White



Golden Oak



White Woodgrain



Cream



PVCu in this situation has traditionally been regarded as being unsuitable because it has not before captured the real 'look' of the original designs.

Today, however, there are new vertical sliding windows which not only have the design details of traditional windows, but are so similar that they may even be specified in areas where only like for like specifications will meet local planning requirements.

The Polyframe vertical slider has been developed in response to this need.




SHAPED AND ARCHED FRAMES

Not all buildings are the same and in certain situations bespoke shaped frames or arches are required.

At Polyframe we have facilities to manufacture any shape or arch detail, including circular windows.

Available in either WHS Halo, Rehau or Eurocell profile systems this facility ensures that whatever profile is being used for the project Polyframe can supply, additionally with the spray booth facilities available special colours are not an issue.




IN LINE PATIO DOORS

Manufactured to give an attractive slim-line appearance, Polyframe Patio doors are available in a chamfered or sculptured finish, from the Veka Imagine range.

Of course as with all Polyframe products, our patio doors are designed for ease of installation and come with a low threshold as standard.

Colour Options



White Golden Oak Rosewood

White/Golden Oak and White/Rosewood also available



Chamfered

Sculptured

KEY FEATURES

- ◆ 2/3/4 Pane
- ◆ High security:
 - Anti jacking system
 - 4 point hooklock
 - one piece keep
 - 6 pin anti drill cylinder and cylinder guards
- ◆ Slim stepped 70mm outer frame for minimal plaster cutback
- ◆ Excellent weather protection & heat conservation
- ◆ Suitable for conservatories & porches
- ◆ Midrail with letter plate available
- ◆ Multi-chambered profile for greater thermal insulation
- ◆ Low-line gaskets extruded to sash / frame for larger visible glass area
- ◆ Stainless steel easy glide track system
- ◆ Concealed drainage and double wool piling for improved draughtproofing
- ◆ Handles available - Gold, Chrome, White, Satin
- ◆ External slider as standard
- ◆ Shootbolt / nightvent facility available
- ◆ Low aluminium threshold - Gold or Silver
- ◆ ABS Cylinder upgrade option





Manufactured using Eurocell Aspect profile Bi-Fold doors open up any room in an elegant and efficient way. All doors are folded in a space saving manner and conveniently slide to the side, making use of the aperture width and opening up the room.

Bi-fold doors can also be used to replace an existing french door or patio door, or can be used for swimming pool enclosures or for wherever you would like to create a large opening onto a terrace or patio area, or from room to room.

KEY FEATURES

- ◆ Smooth operation
- ◆ Easily adjustable hinges
- ◆ Low aluminium threshold available
- ◆ Unique "D" handle allows doors to fold flat to each other
- ◆ No unsightly heavy, black rubber seals
- ◆ No unsightly sliding mullion
- ◆ Tailor made from 1900mm wide to 5900 metres wide
- ◆ Maximum height of 2300mm
- ◆ Slim profile for maximum viewing area
- ◆ Multi-point locking
- ◆ Doors fold flat onto each other
- ◆ Fully reinforced sash and outerframe
- ◆ Manufactured to accommodate 28mm thick double glazing units
- ◆ Draught and weather proof
- ◆ 3, 4, 5, 6 and 7 Pane

Colour Options

